



**Golnaz Fahimi**  
**M.A.Ehsani**


Pediatric Hem. & Onc. Ward  
Bahrami Children Hospital  
Tehran University of Medical Sciences  
(TUMS)







▶ Case Report:

▶ بیمار خانم 42ساله مبتلا به تالاسمی ماژور

- ▶ A 42y girl with transfusion dependent thalassemia
  - ▶ First transfusion from 2.5y
  - ▶ HCV positive at 18 Y
  - ▶ Treatment with alpha interferon(18 Months)
- 
- A decorative graphic consisting of several parallel white lines of varying lengths, slanted diagonally from the bottom right towards the top right, set against a blue gradient background.

- ▶ HCV PCR negative from 1381
  - ▶ Hepatosplenomegally and elevated liver enzyme from 1398
  - ▶ Fibroscan of Liver result was F4 :advanced liver scarring (cirrhosis)
- 
- A decorative graphic consisting of several parallel white lines of varying lengths, slanted diagonally from the bottom right towards the top right, set against a blue gradient background.

- ▶ She had Iron chelating with desferal without using deferasirox or deferiprone because of side effects
  - ▶ Deferiprone discontinued because of Stridor
  - ▶ Deferasirox discontinued because of abdominal pain and liver enzymes elevation
- 
- A decorative graphic consisting of several parallel white lines of varying lengths, slanted diagonally from the bottom right towards the top right, located in the lower right quadrant of the slide.

- ▶ Ferritin about 2,000 in 1388 and raise to over 10,000 in 1395
- ▶ MRI T2\* : Heart = 21.31 ms (normal)  
Liver = 2.11 ms (severe)

# LAB DATA :

- ▶ WBC=6.9
- ▶ Hb=10.5
- ▶ MCV=79.2
- ▶ MCH=26.9
- ▶ Plt 144000
- ▶ ESR=28
- ▶ Ferritin= 16,741
- ▶ AST(SGOT)=91
- ▶ ALT(SGPT)=124
- ▶ LDH=159
- ▶ Alk. Phosph.= 117
- ▶ HCV= Reactive
- ▶ HIV=Negative
- ▶ HBS Ag = Negative



**THANKS FOR YOUR  
ATTENTION**

